

With this video series, you'll MASTER Hangul, the Korean alphabet!

Are you a complete beginner and don't know
where to begin?

Are you *lost* 🤯💥😞 with your Hangul
learning?

Perfect! I am going to introduce Hangul
the easiest way as possible, so you can learn and
apply it right away!



Korean Language Lesson




Beginner Level: Unit 1 Hangul - the Korean alphabet



PART 1

We will go over...



**10 Simple Vowels &
14 Simple Consonants**

Little about me!

1. I currently teach  the KOREAN language.
2. I have been teaching Korean since 2005. 
3. I want to help you any way possible so you can become **FLUENT** in Korean!!! Why? I love KOREA and I want more people to speak and learn Korean!

 Btw, I'm native Korean and currently living in Los Angeles.

SUBSCRIBE



Now! &

Make sure to TURN on   
Notification!

Korean Language Lesson

 **Beginner Level: Unit 1 Hangul - the Korean alphabet** 

PART 1

 **THIS unit is the most important part of learning Korean if you are a complete beginner! Hangul is an essential key to the language and it's the foundation of the language!**  **Pay attention to every detail that I introduce to you in this unit.**

You can DOWNLOAD this learning material below!

Before we begin, this unit will show you 3 components of Hangul:

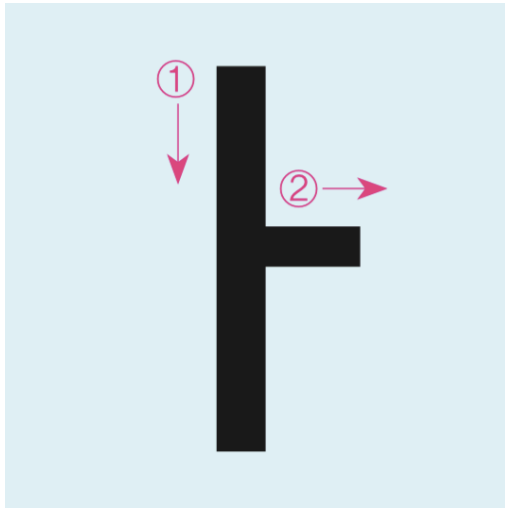
- 1) Writing**
- 2) Sound**
- 3) Name**

Students always ask me if they need to know the name of Hangul.

The answer is, YES!

You need to know all vowel and all consonant name to spell out a word.

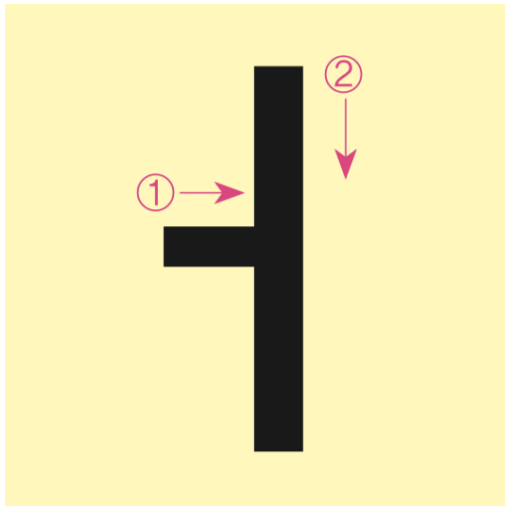
We have 10 simple vowels - Let's first go over 6 of them.



Write: ㅏ

Sound: [a] BUT it sounds more like [ah]

Name: a

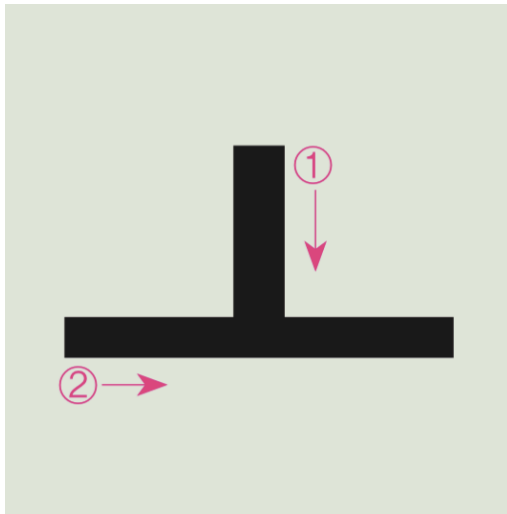


Write: ㅓ

Sound: [eo] BUT it sounds more like [uh]

Name: eo

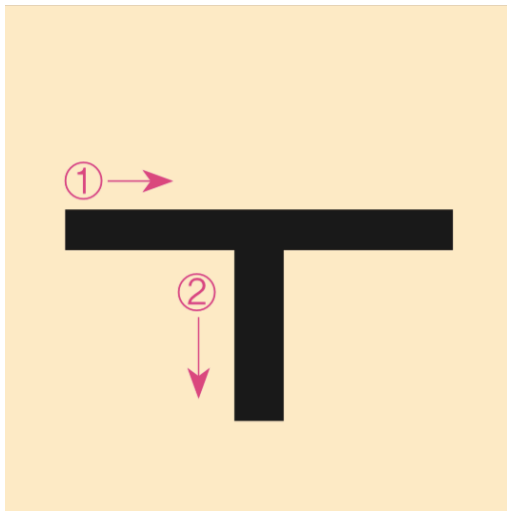
***STROKE ORDER:** It's always ↓ or →



Write: ㅏ

Sound: [o] BUT it sounds more like [oh]

Name: o




Write: ㅜ

Sound: [u] BUT it sounds more like [woo]

Name: u

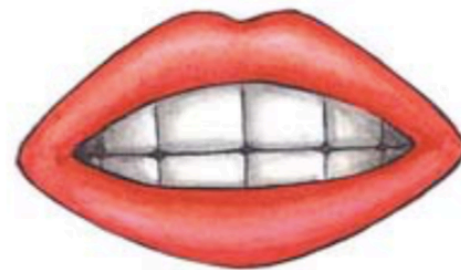
① →



Write: —

Sound: [eu] → →

Name: eu



① ↓

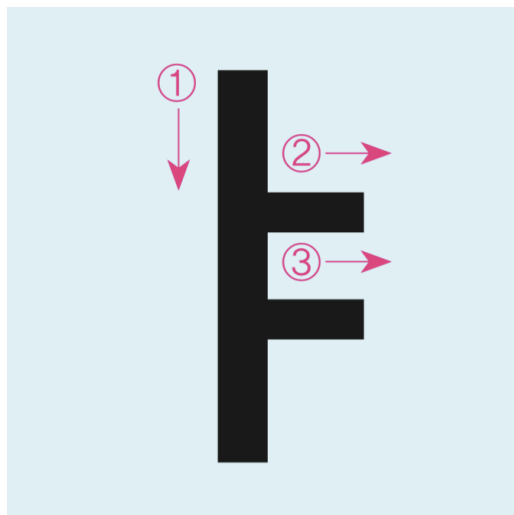


Write: |

Sound: [i] BUT it sounds more like [e]

Name: i

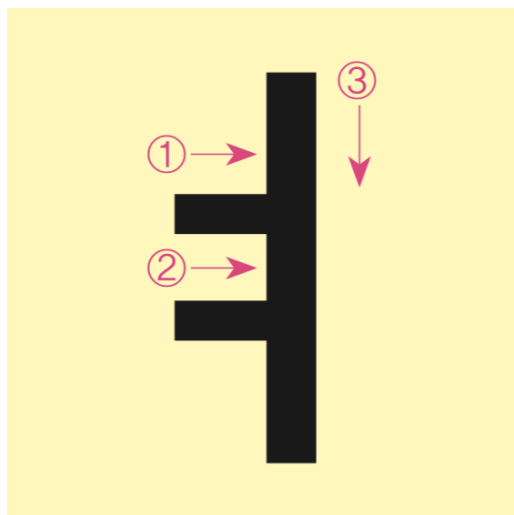
Now, let's go over 4 simple vowels containing y.



Write: ㅏ

Sound: [ya]

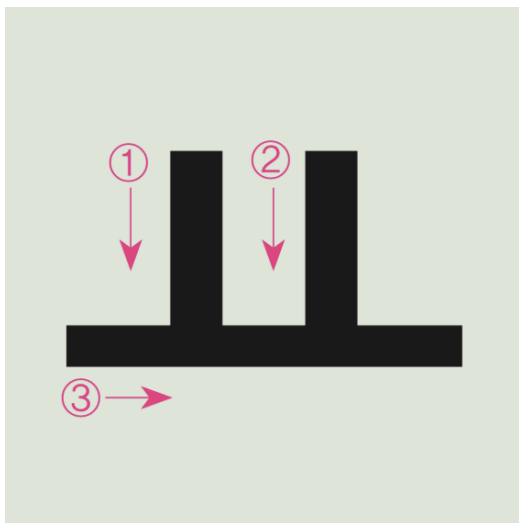
Name: ya



Write: ㅓ

Sound: [yeo] **BUT** it sounds more like [yuh]

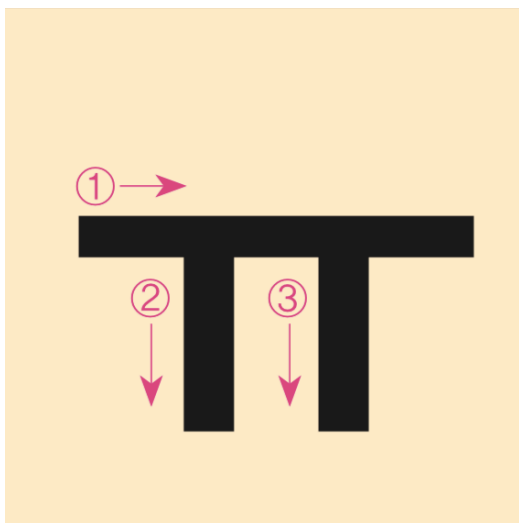
Name: yeo



Write: 요

Sound: [yo]

Name: yo

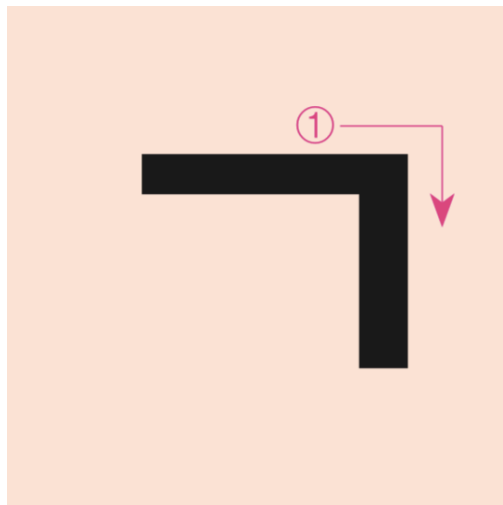


Write: 유

Sound: [yu] BUT it sounds more like **[you]**

Name: yu

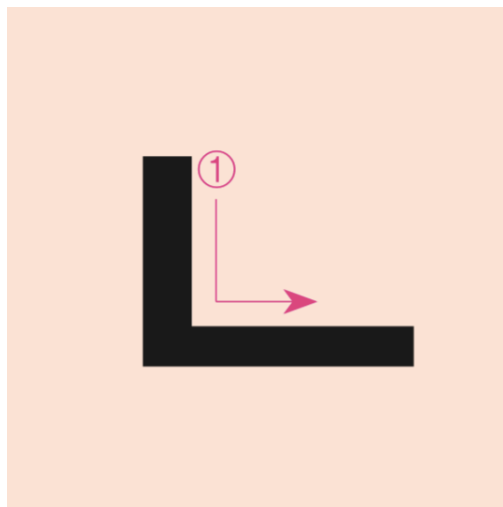
Now, let's go over 14 simple consonants.



Write: ㄱ

Sound: [g]

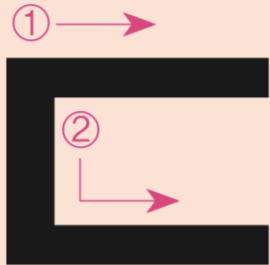
Name: giyeok



Write: ㄴ

Sound: [n]

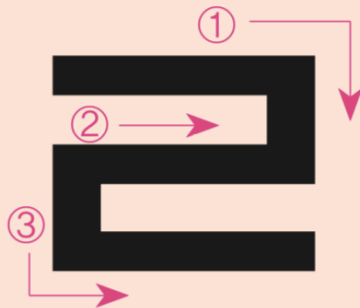
Name: nieun



Write: ㄷ

Sound: [d]

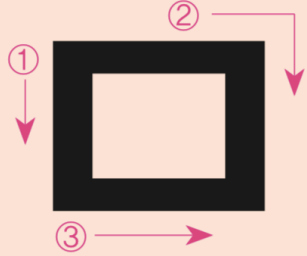
Name: digeut



Write: ㄹ

Sound: [l/r]

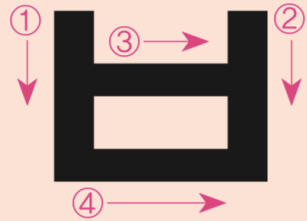
Name: rieul



Write: ㅁ

Sound: [m]

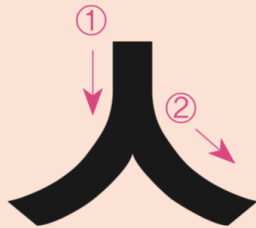
Name: mieum



Write: ㅂ

Sound: [b]

Name: bieup

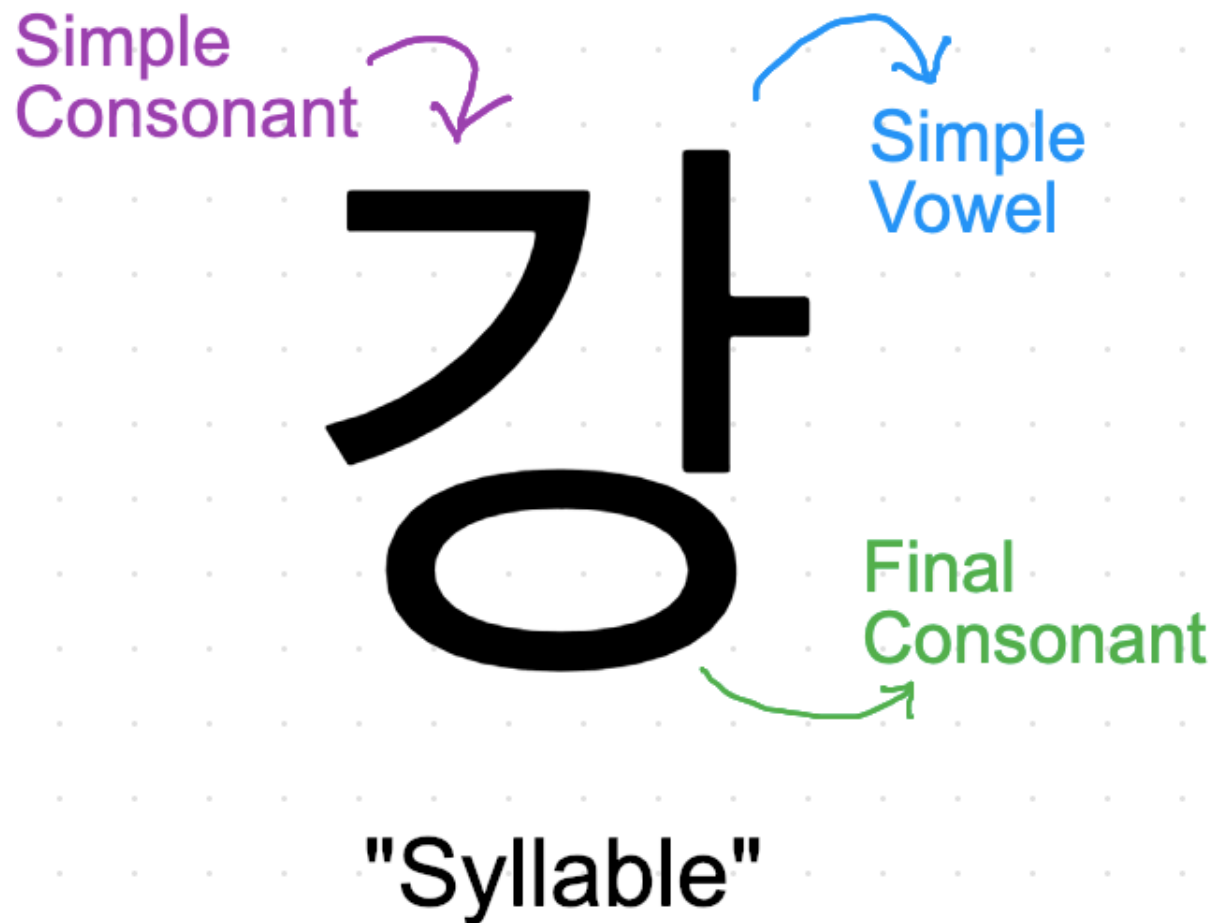


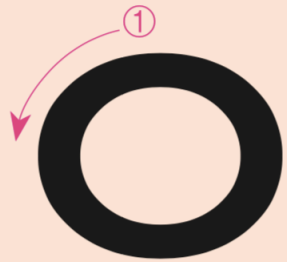
Write: ㅅ

Sound: [s]

Name: siot

Before I introduce you next consonant, let's stop here for a sec. and go over syllable for you to understand next consonant better!

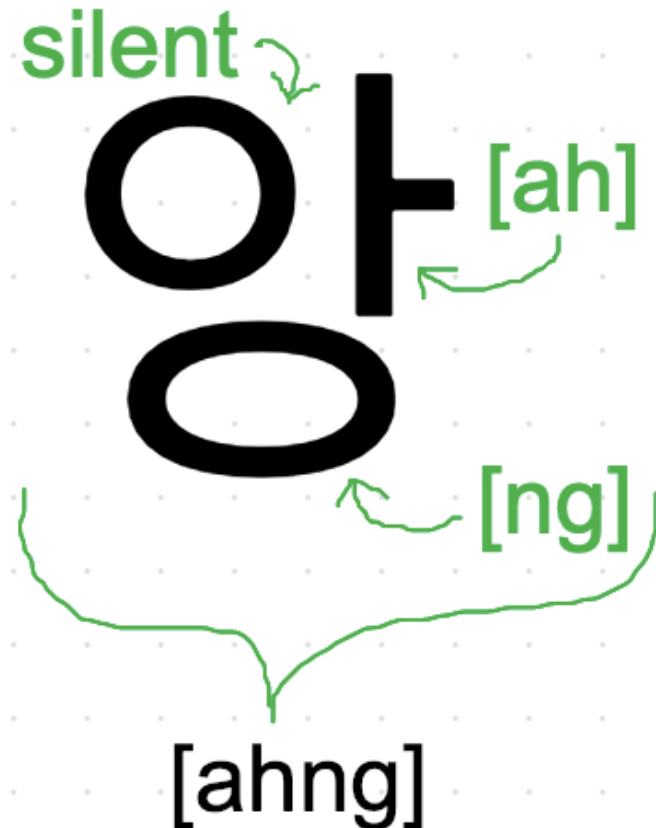
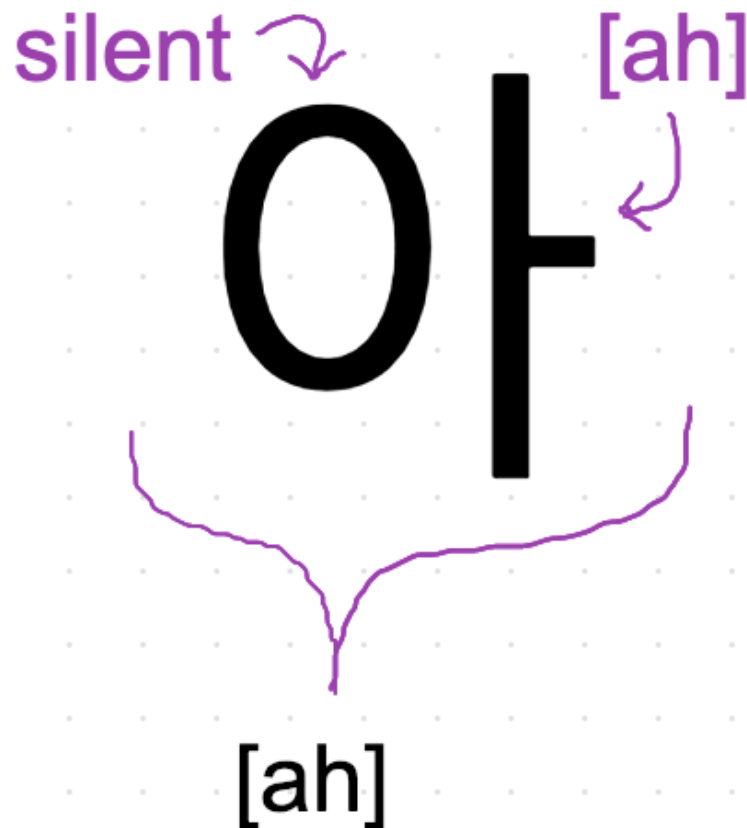


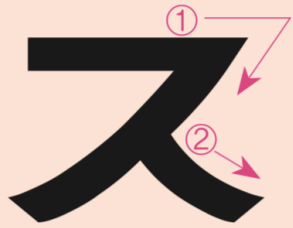


Write: ㅇ

Sound: [silent] at start of syllable **or** [ng] as final consonant

Name: ieung






Write: 스

Sound: [j]

Name: jieut



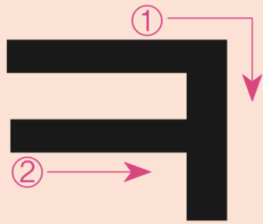
Write: え

Sound: [ch]

Name: chieut

Various fonts for え

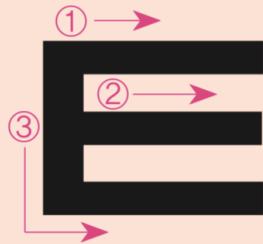
え | え | え



Write: ㅋ

Sound: [k]

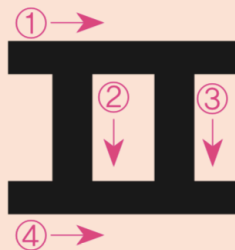
Name: kieuk



Write: ㅌ

Sound: [t]

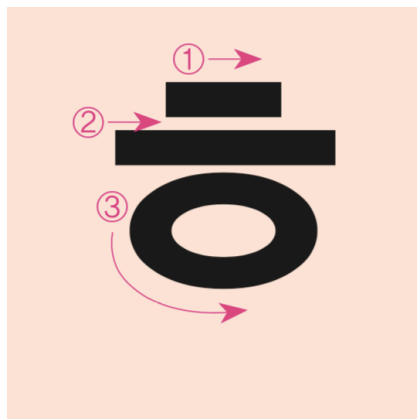
Name: tieut



Write: ㅍ

Sound: [p]

Name: pieup



Write: ㅎ

Sound: [h]

Name: hieut

Various fonts for ㅎ









Just some writing concept to go over!

ie) ㄱ ㅋ

Notice how consonant placement and stroke angle changes with different vowels and final consonants.

가 겨 고 교 구 굴 강
카 커 코 교 쿠 쿨 칸

Practice makes it perfect! Trace the light gray syllable.

아		아	아	아	아
어		어	어	어	어
오		오	오	오	오
우		우	우	우	우
으		으	으	으	으
이		이	이	이	이

야



야

야

야

야

여



여

여

여

여

요




요

요

요

요

유



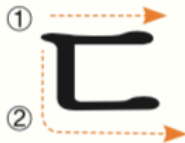

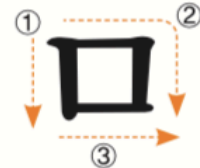


유


유

유

유

ㄱ		ㄱ	ㄱ	ㄱ	ㄱ
ㄴ		ㄴ	ㄴ	ㄴ	ㄴ
ㄷ		ㄷ	ㄷ	ㄷ	ㄷ
ㄹ		ㄹ	ㄹ	ㄹ	ㄹ
ㅁ		ㅁ	ㅁ	ㅁ	ㅁ

ㅈ



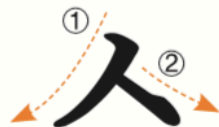
ㅈ

ㅈ

ㅈ

ㅈ

ㅊ



ㅊ

ㅊ

ㅊ

ㅊ

ㅇ



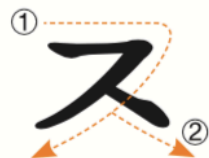
ㅇ

ㅇ

ㅇ

ㅇ

ㅅ



ㅅ

ㅅ

ㅅ

ㅅ

에



에

에

에

에

ㅜ



ㅜ

ㅜ

ㅜ

ㅜ

ㅔ



ㅔ

ㅔ

ㅔ

ㅔ

ㅟ



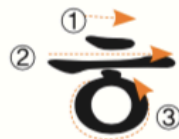
ㅟ

ㅟ

ㅟ

ㅟ

ㅎ



ㅎ

ㅎ

ㅎ

ㅎ

CONTINUE WITH



Korean Language Lesson



Beginner Level: Unit 1 Hangul - the Korean alphabet



PART 2

COMING SOON...